



Newsletter *for modelers*

Published by Grand Strand Scale Modelers

September 2020

Grand Strand Scale Modelers was chartered August 14th, 2018 as a chapter of IPMS/USA in the Region 12 Central Atlantic Division. Located in Myrtle Beach, we organized with six exceptionally talented individuals. Our goal is to improve our modeling skills as well as furthering the hobby. Along with these goals we are a social organization where anyone with an interest in hobby modeling can enjoy camaraderie. **Winner IPMS/USA “Chapter of the Year” Award for 2018. Winner IPMS/USA “Region 12 Chapter of the Year” Award for 2018.**

Our Mission Statement

To encourage interest in scale modeling by providing an outlet for the exchange of ideas and cultivation of the modeling hobby.

President/Contact, Phil Cavender
Vice President, Joe Baxter
Secretary/Treasury, Herb Horvath
Newsletter editor, Phil Cavender
grandstrandscalemodelers@sccoast.net

NEW Meeting: October 24th, 2020
11:00AM
Location– Phil’s Garage

In this month's newsletter	Pages
About Us	1-2
Minutes	3
Articles	4-15
Meeting Photos	15-40
New Kits	41
Support Our Vendors & Sponsors	41-44
Epilogue	44-46

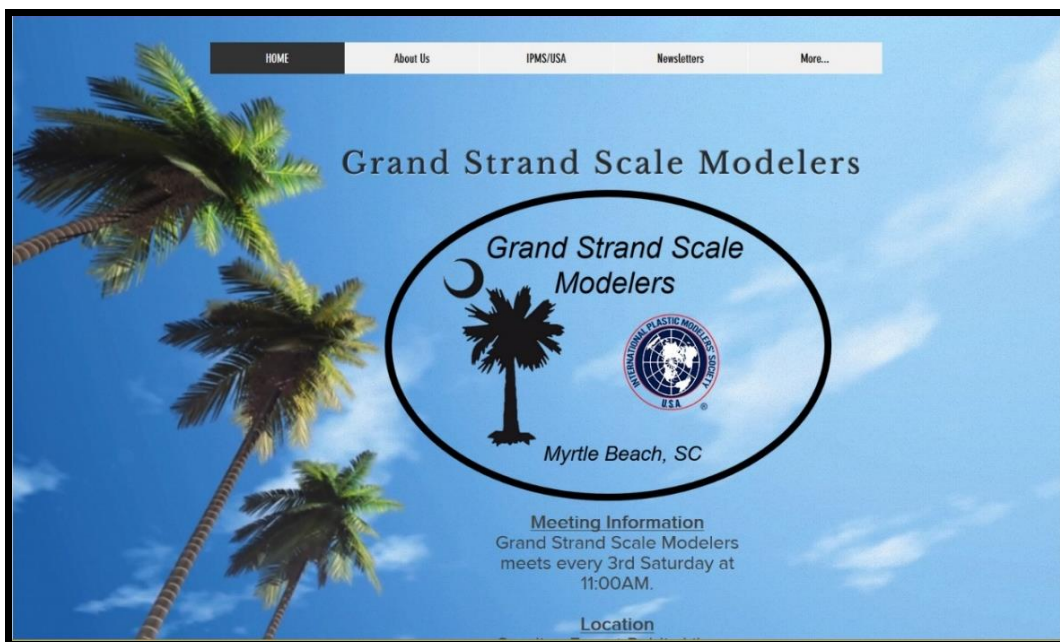
Visit Us on Facebook



https://www.facebook.com/Grand-Strand-Scale-Modelers-1894292160874357/?modal=admin_todo_tour

Website

<https://grandstrandscalemowixsite.com/gssm>



Meeting Minutes

Meeting called to order at 12 Noon on September 26, 2020. Meeting was held on the marsh in Pawleys Island. Here we enjoyed the sea breeze, the birds, the moss-covered live oaks, an occasional fish jumping and unfortunately a few acorns falling. Luckily no models had a direct hit. Thanks to Rick Reinert for the use of his amazing backyard.

The two newest members were present. Bob Bretz and Mike Fleckenstein. Both members had joined the club a few months ago, but due to the current circumstances our membership was not able to meet them. However, both Bob and Mike joined our last Zoom meeting. Welcome Bob and Mike.

The club's election of officers was overdue. Since we did not have a quorum at the meeting, it was decided to extend the officers in their current position for another year.

Dues were collected and a raffle was held. Monies collected totaled \$245.00.

Show-n-Tell took place.

Adjournment at 3:00PM



PDF File Link:



How to Make
Custom Decals.pdf

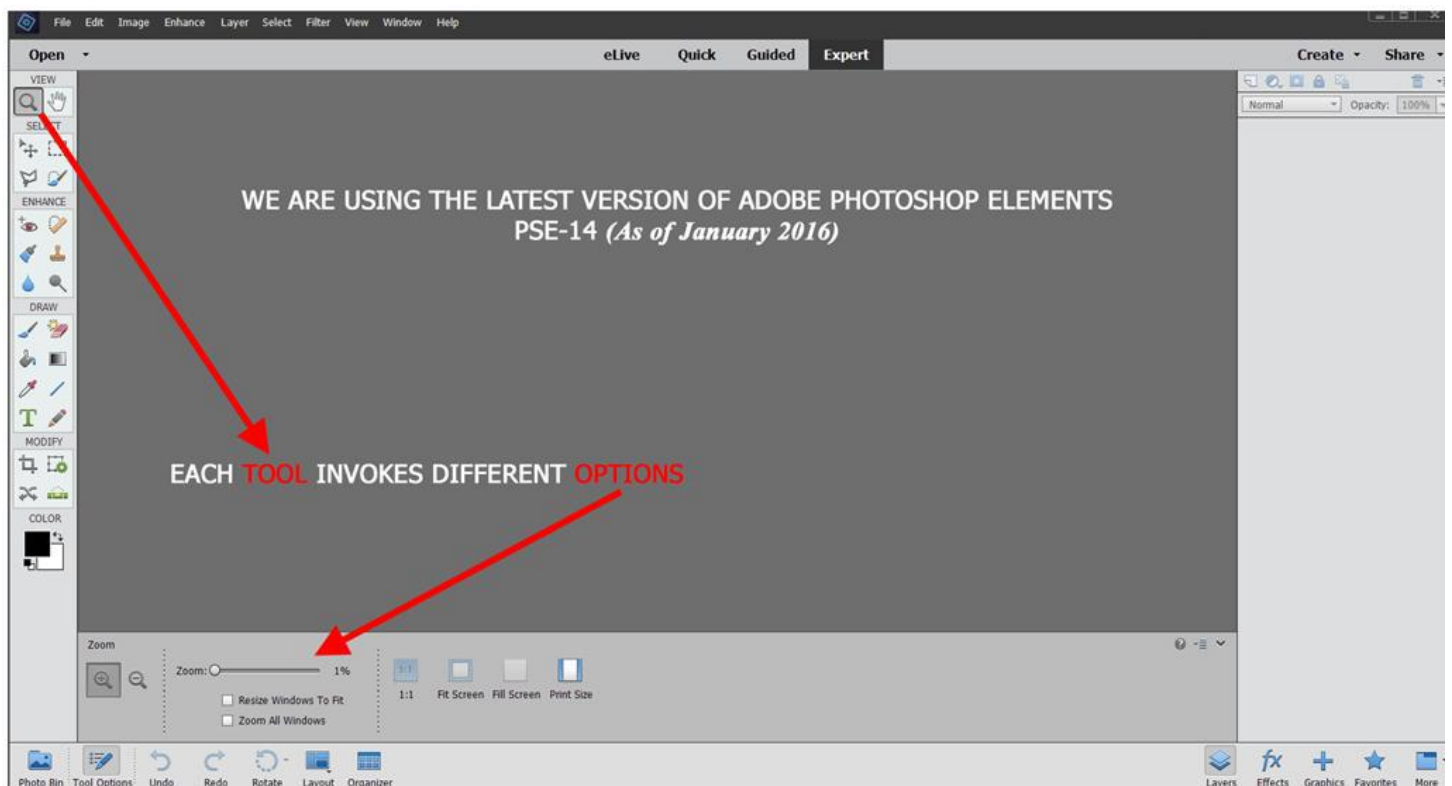
By Mike Fleckenstein

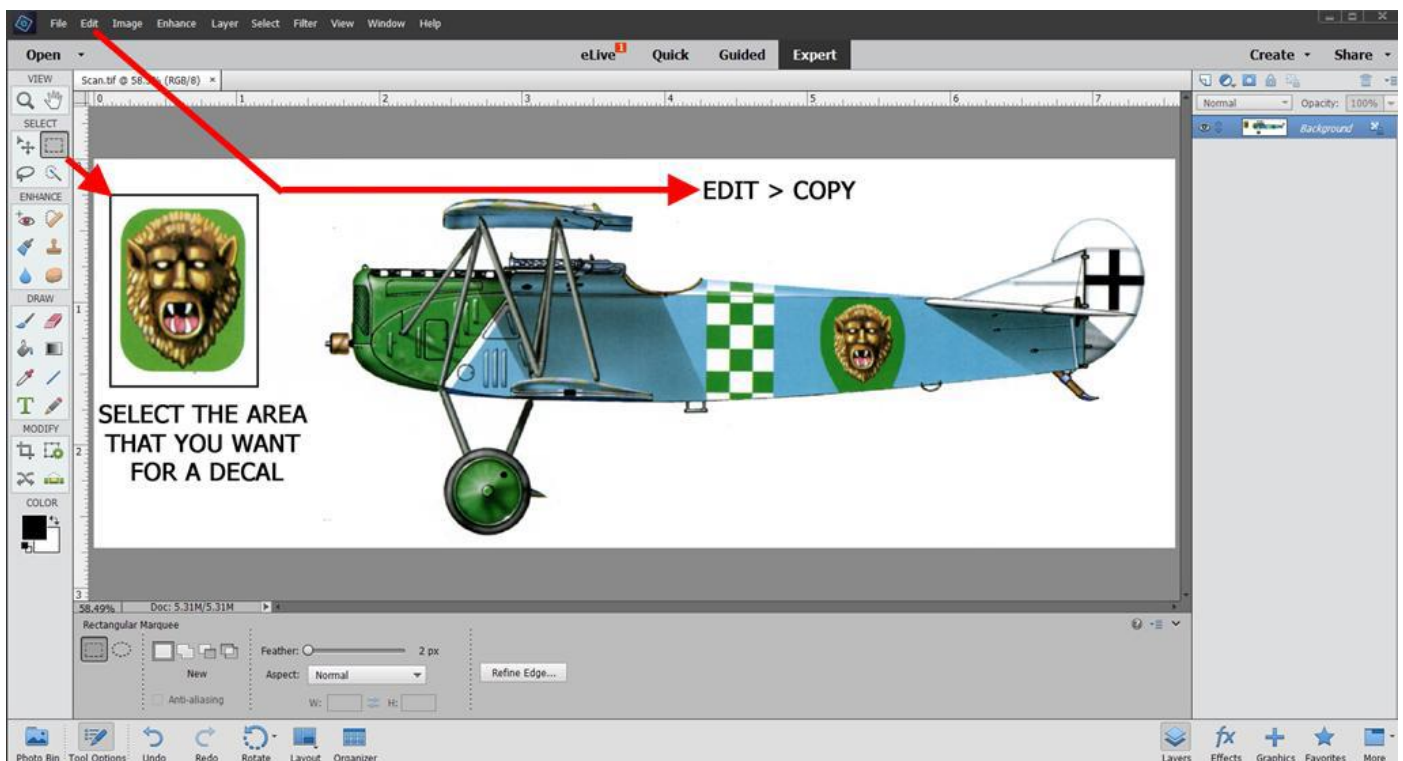
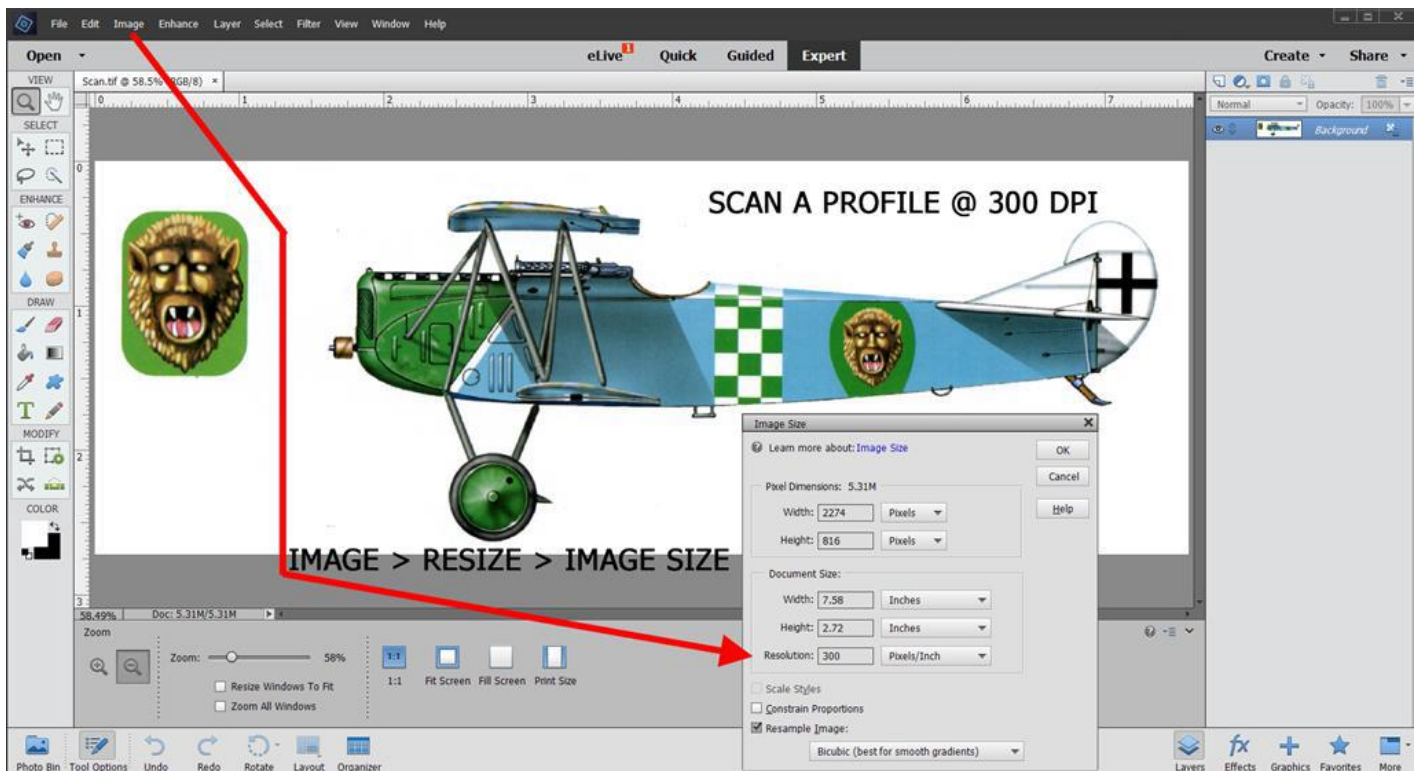
REASONS TO MAKE A CUSTOM DECAL

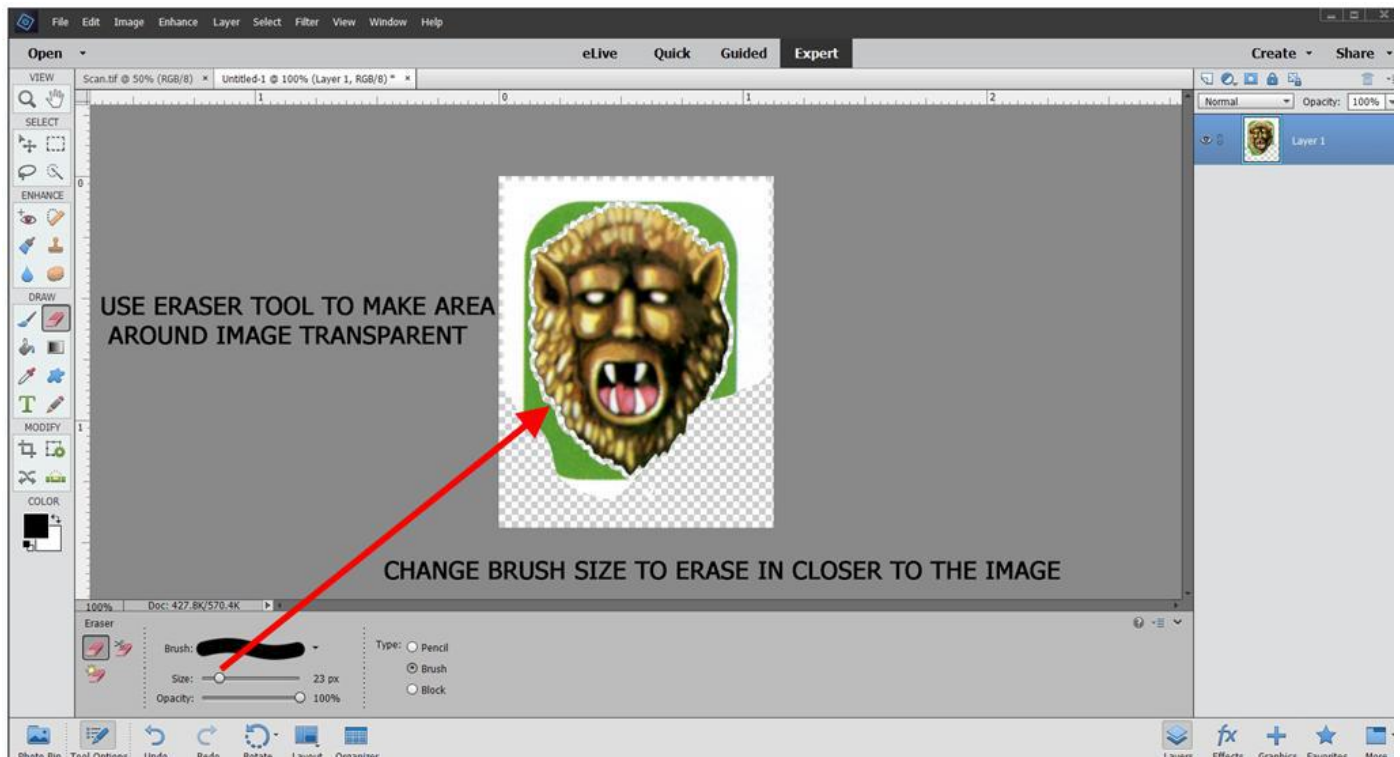
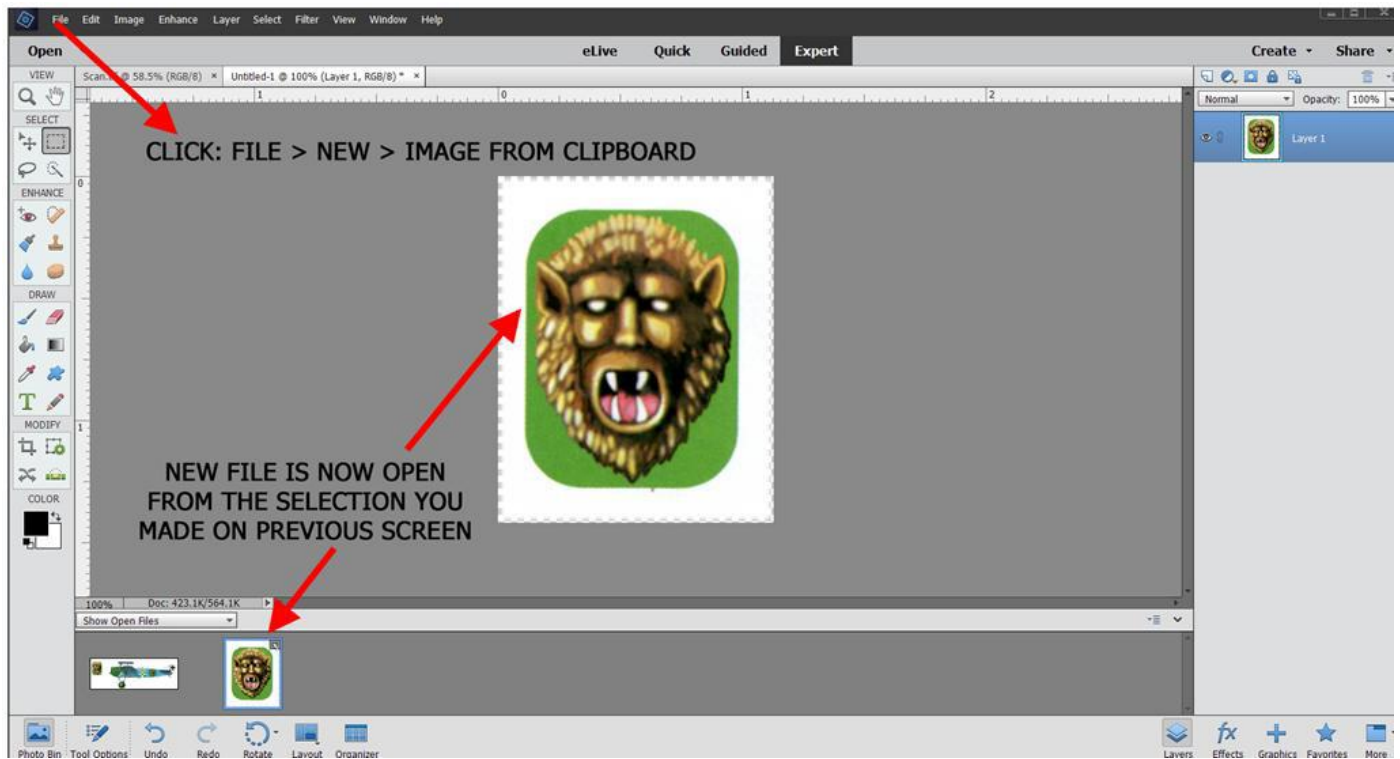
- You have seen a marking on an aircraft or vehicle that you would like to use on a model but it is not commercially available.
- Using this procedure you can scan, scale and print the marking on an ink jet or laser printer.
- You can also search the web for a graphic of the marking you want, download it, and produce your decal in the same way.

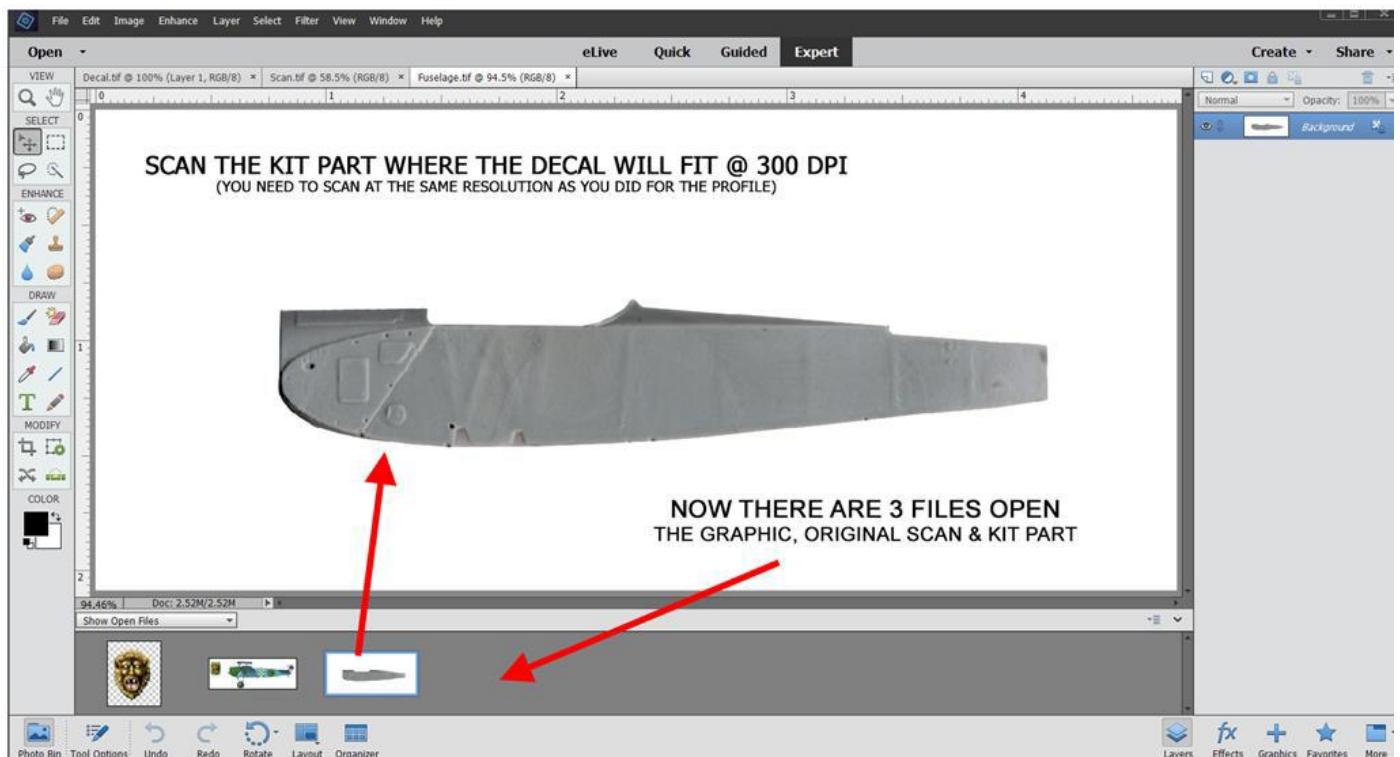
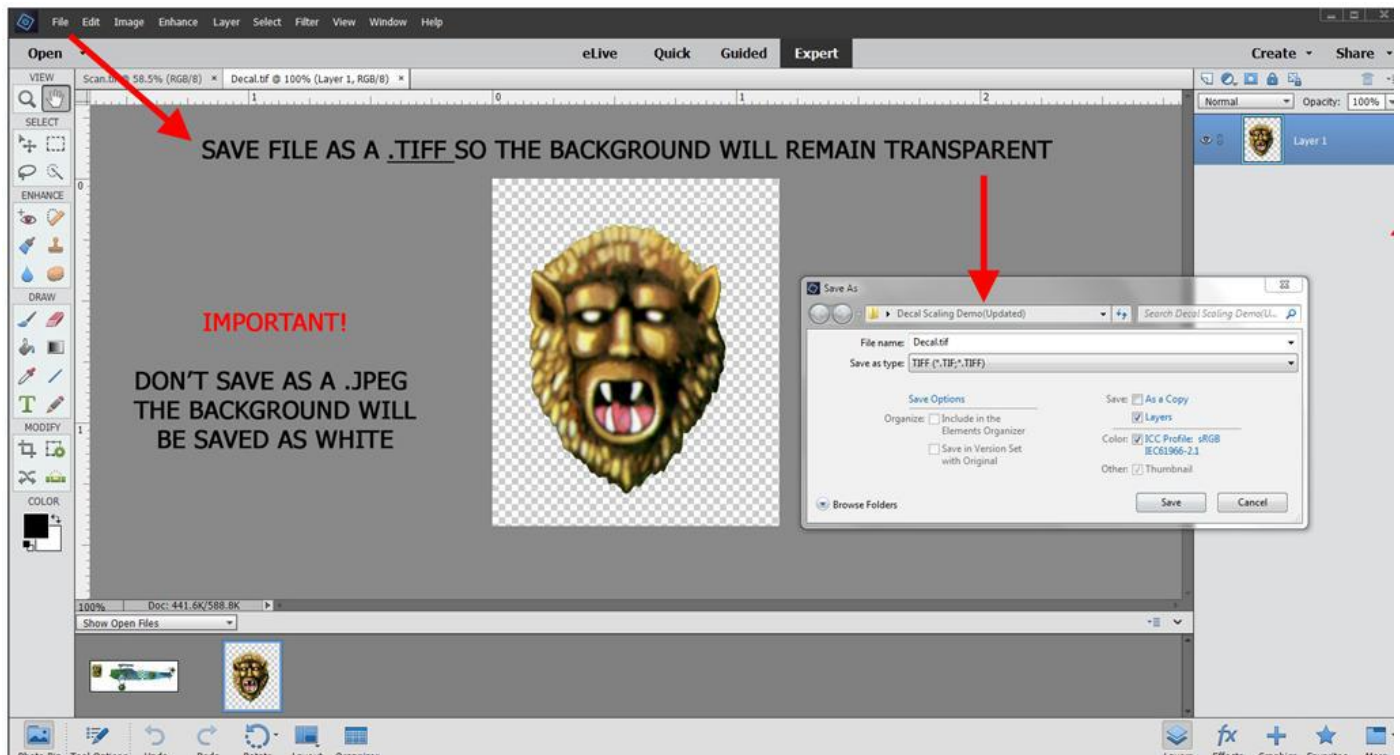
A WORD TO THE WISE

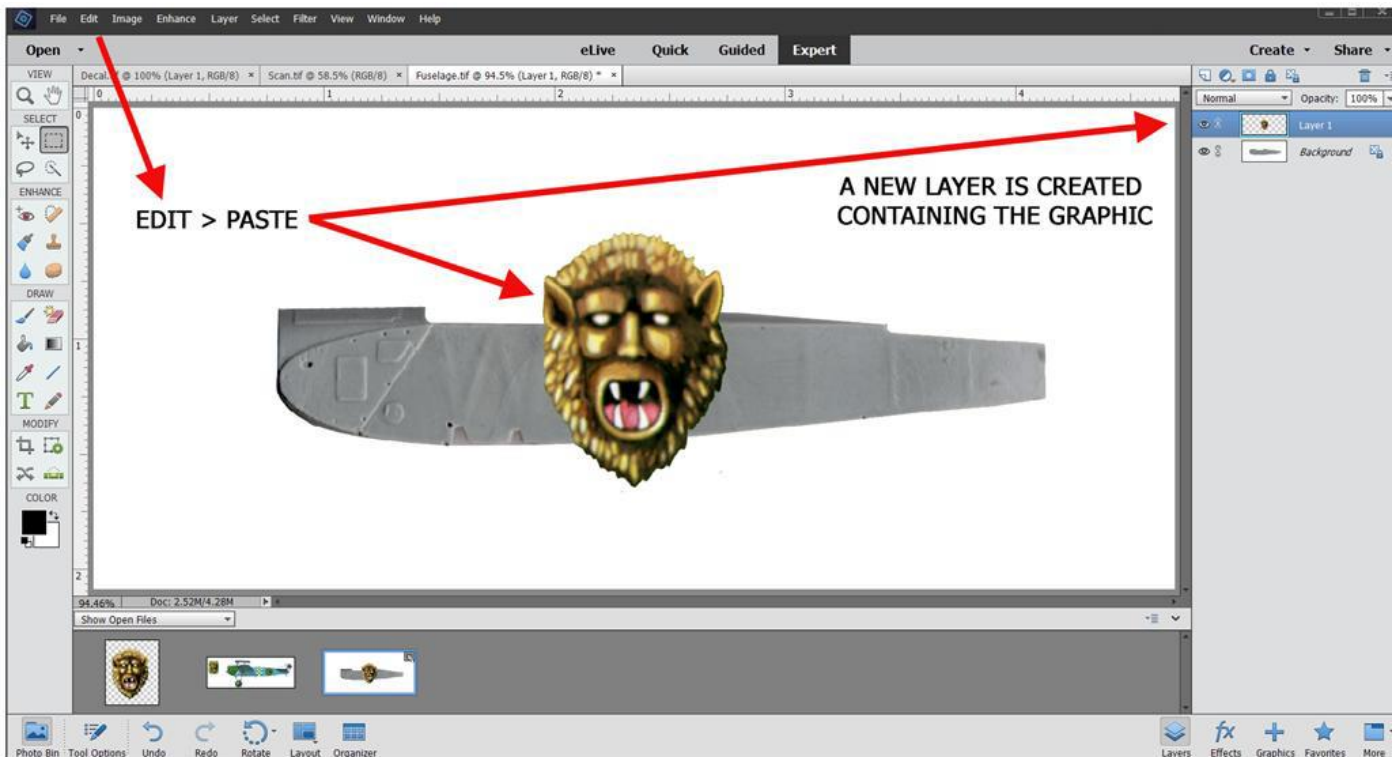
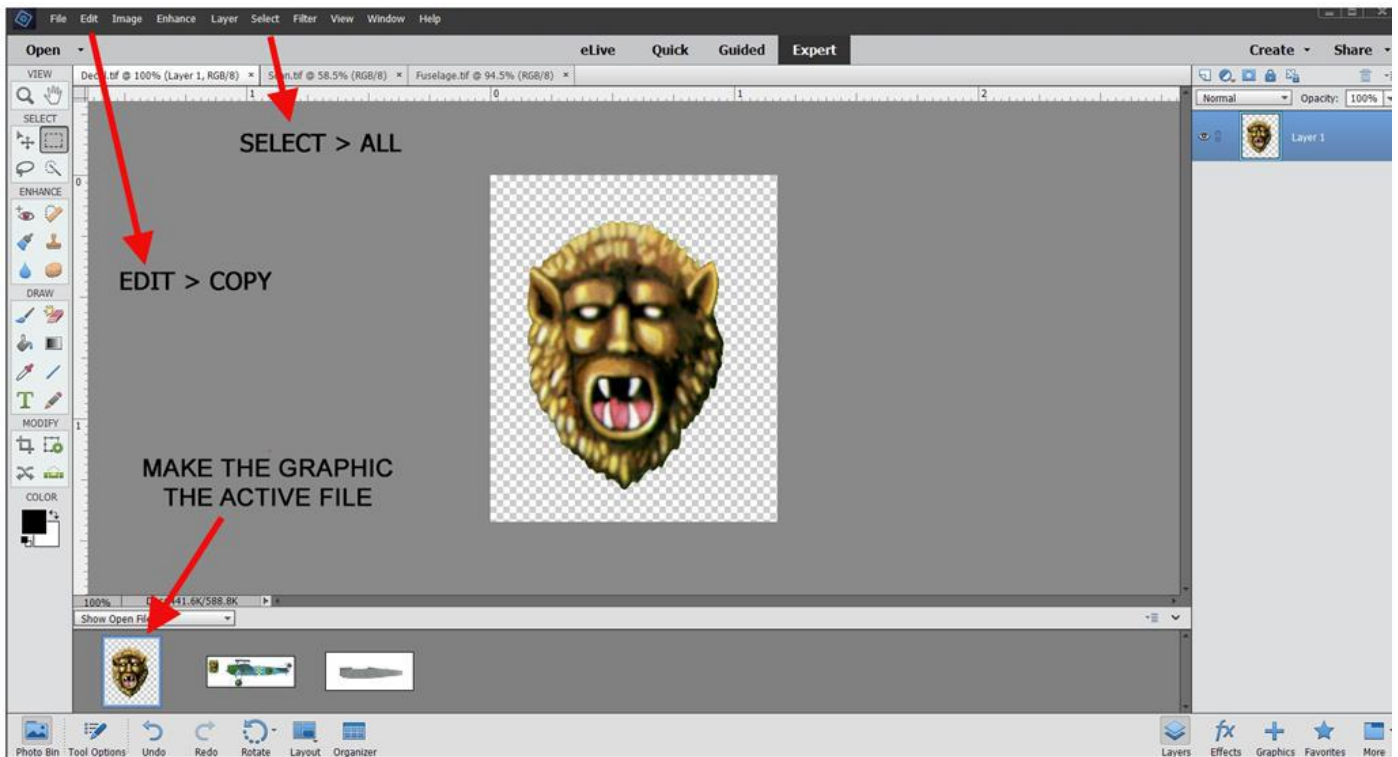
- We will be using Adobe Photoshop Elements® to create our decal. You can also use Photoshop CC® using the comparable steps.
- Save the Photoshop file frequently during the procedure. In case you make a mistake or need to take a break you can always revert back to the previous save rather than start over from scratch.

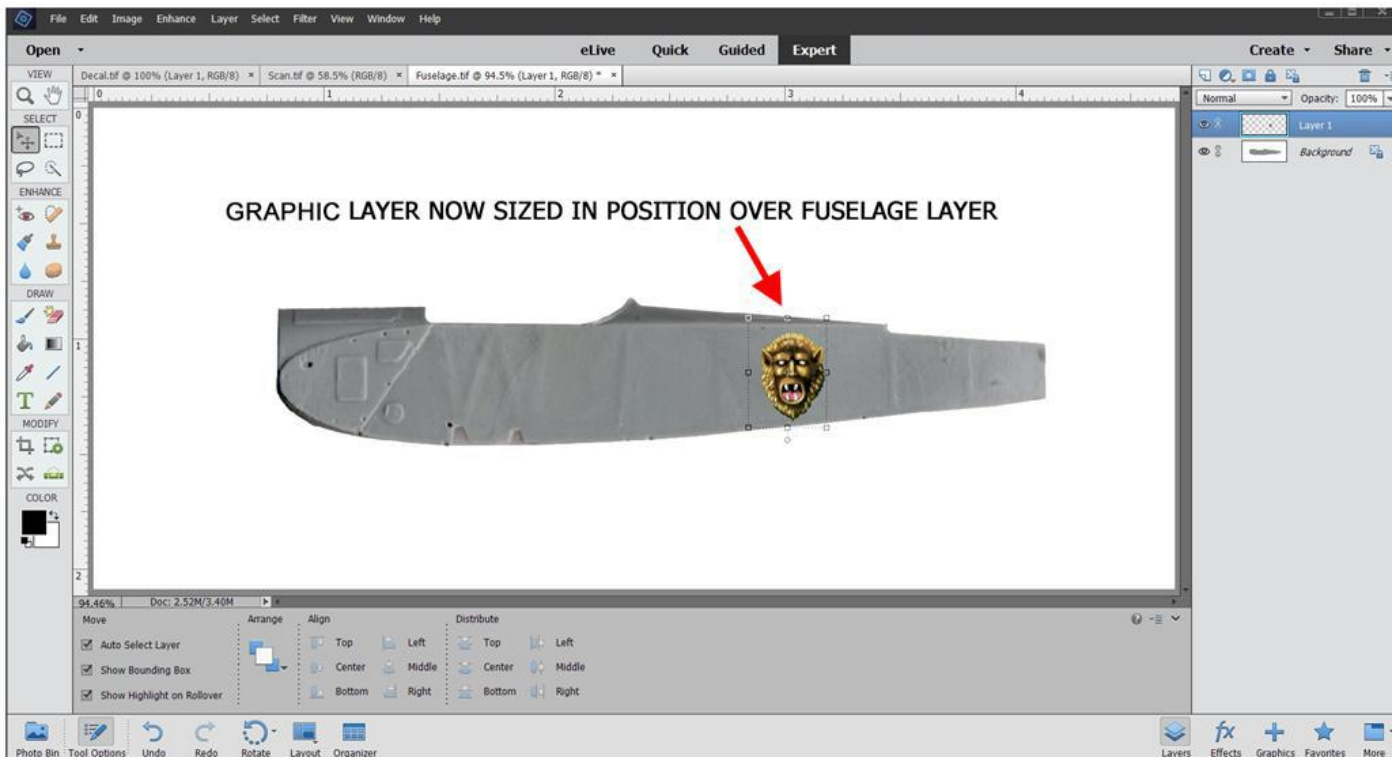
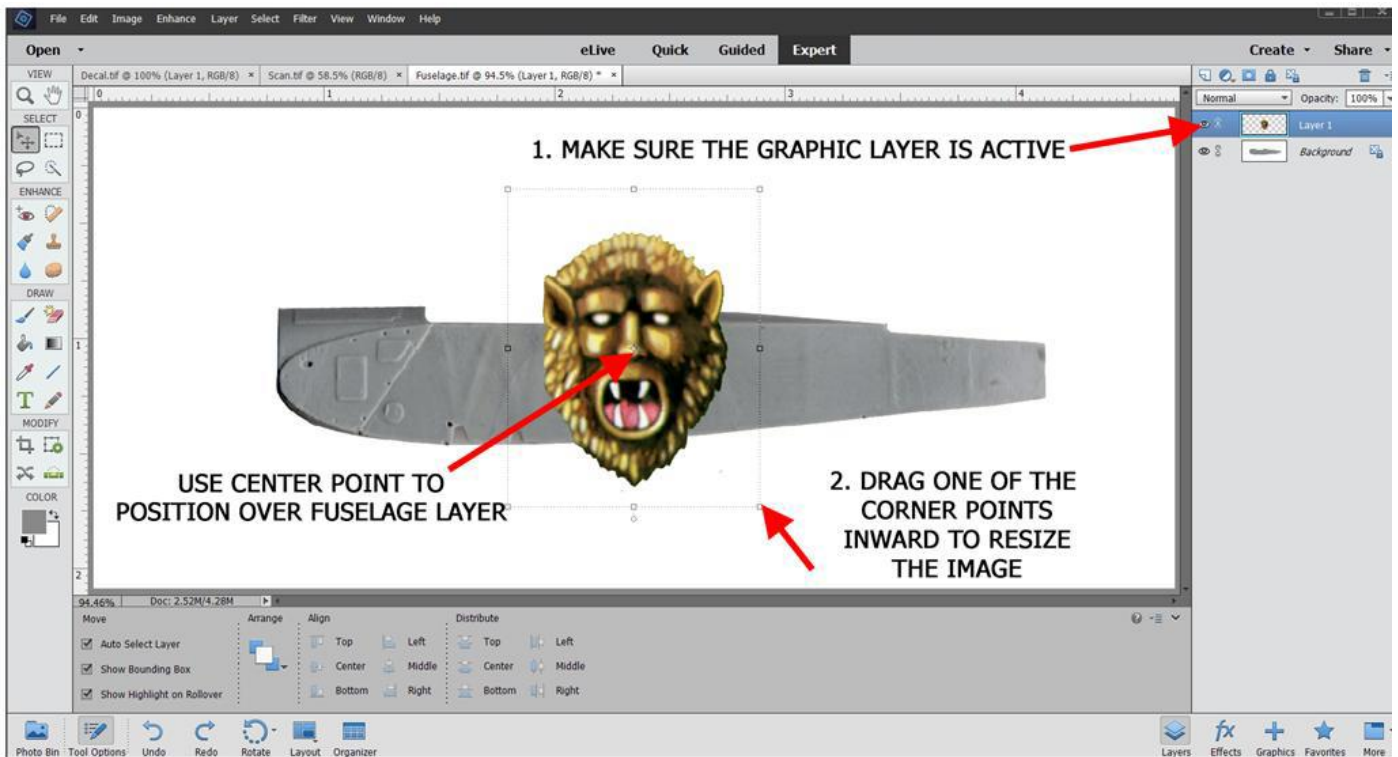


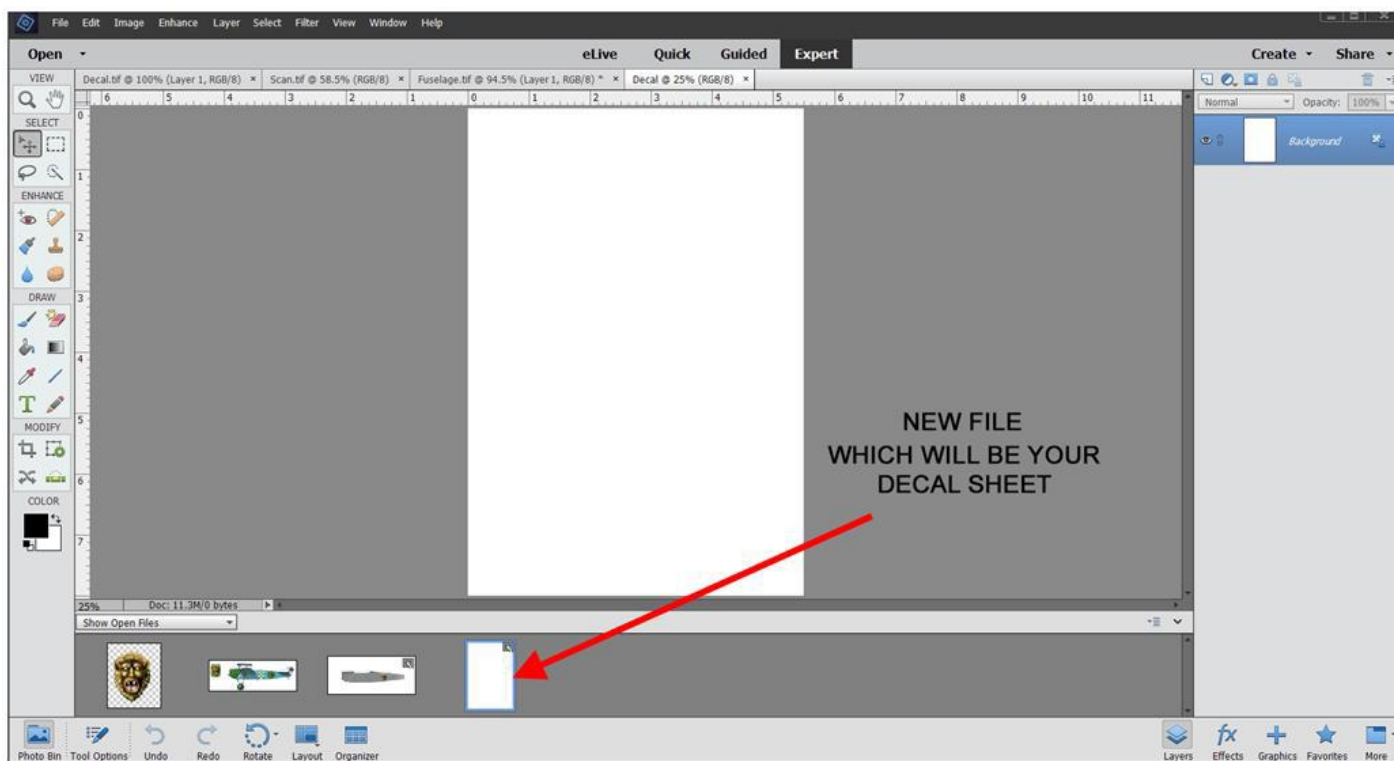
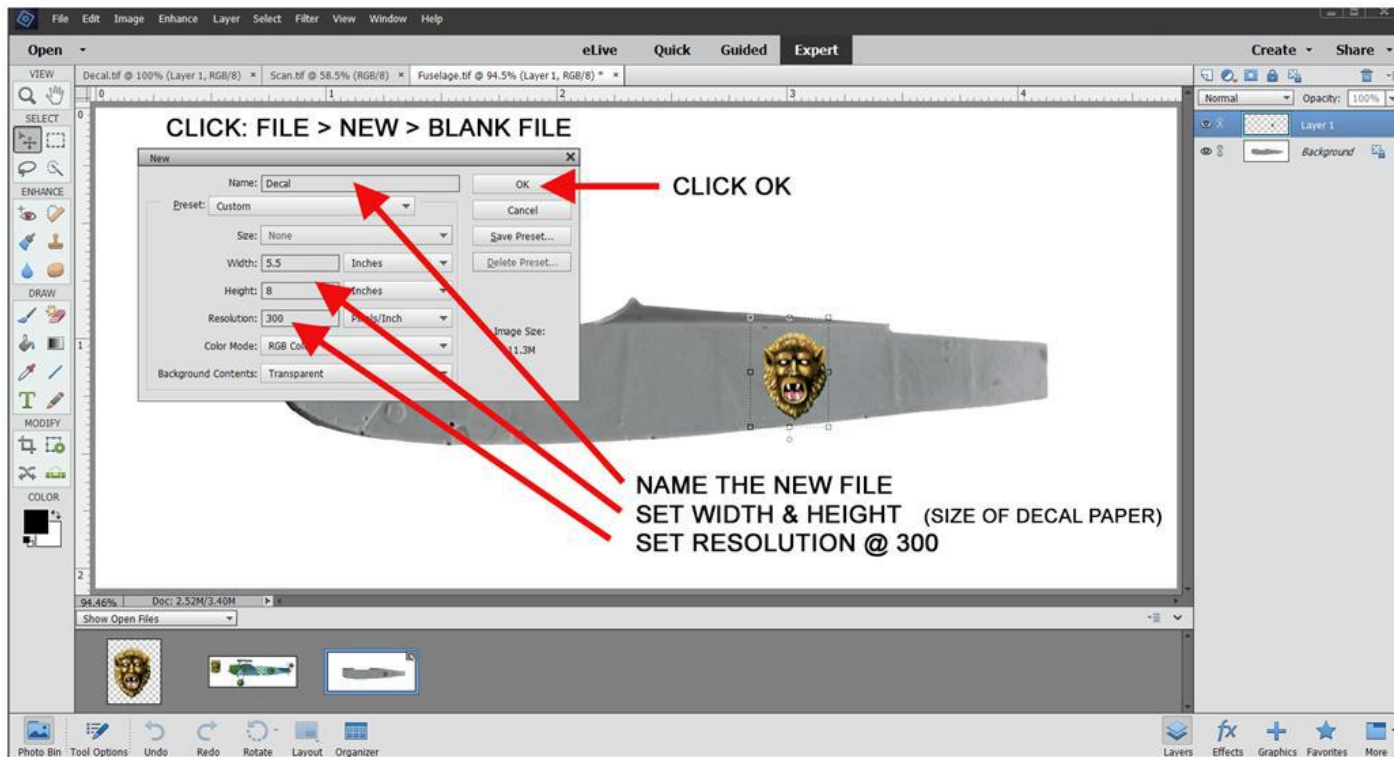


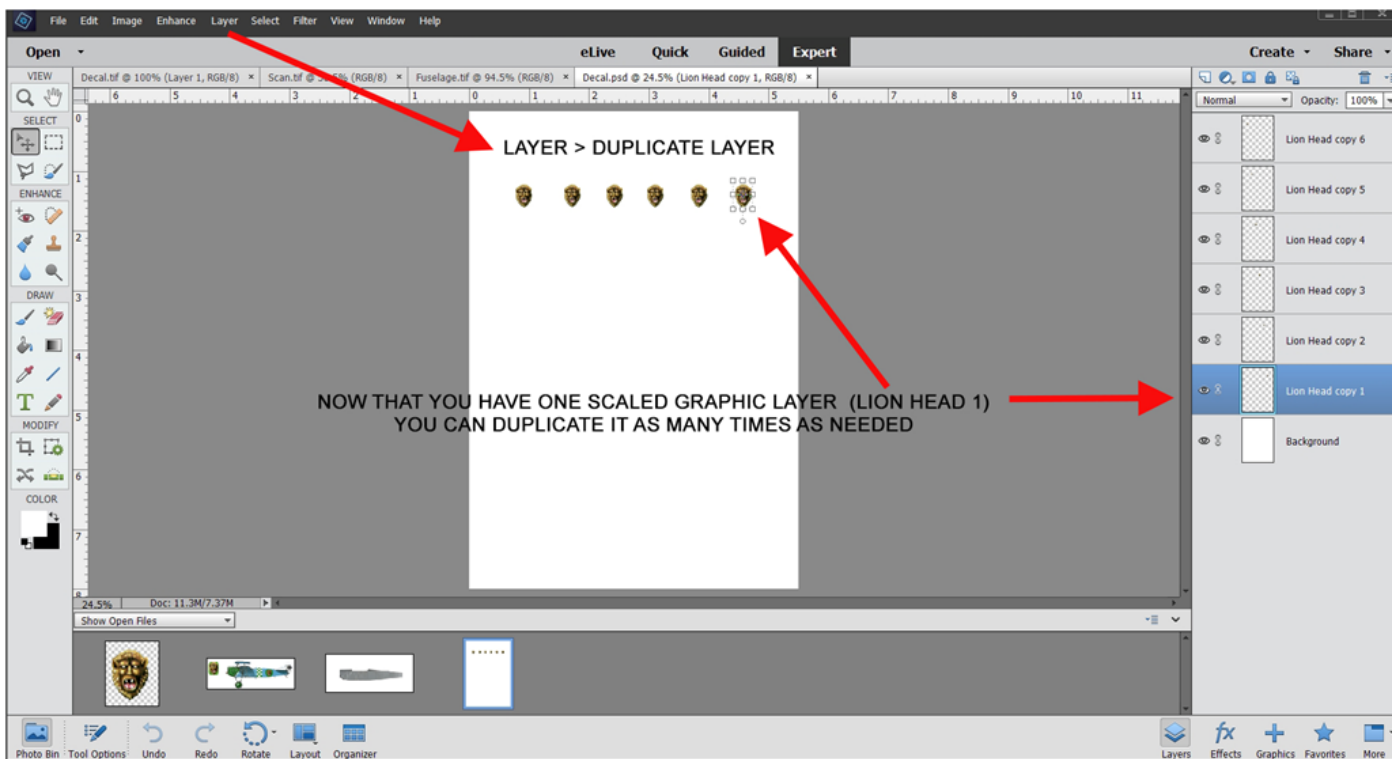
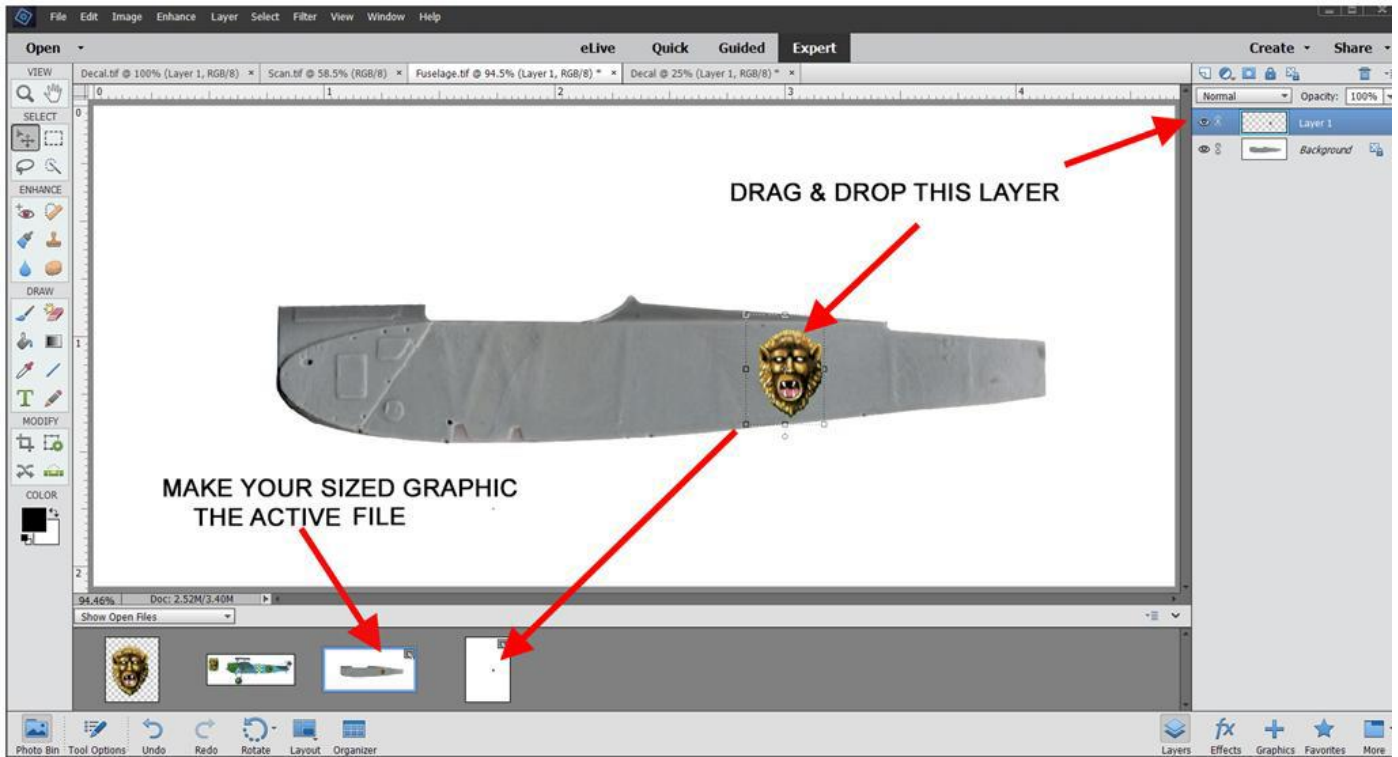


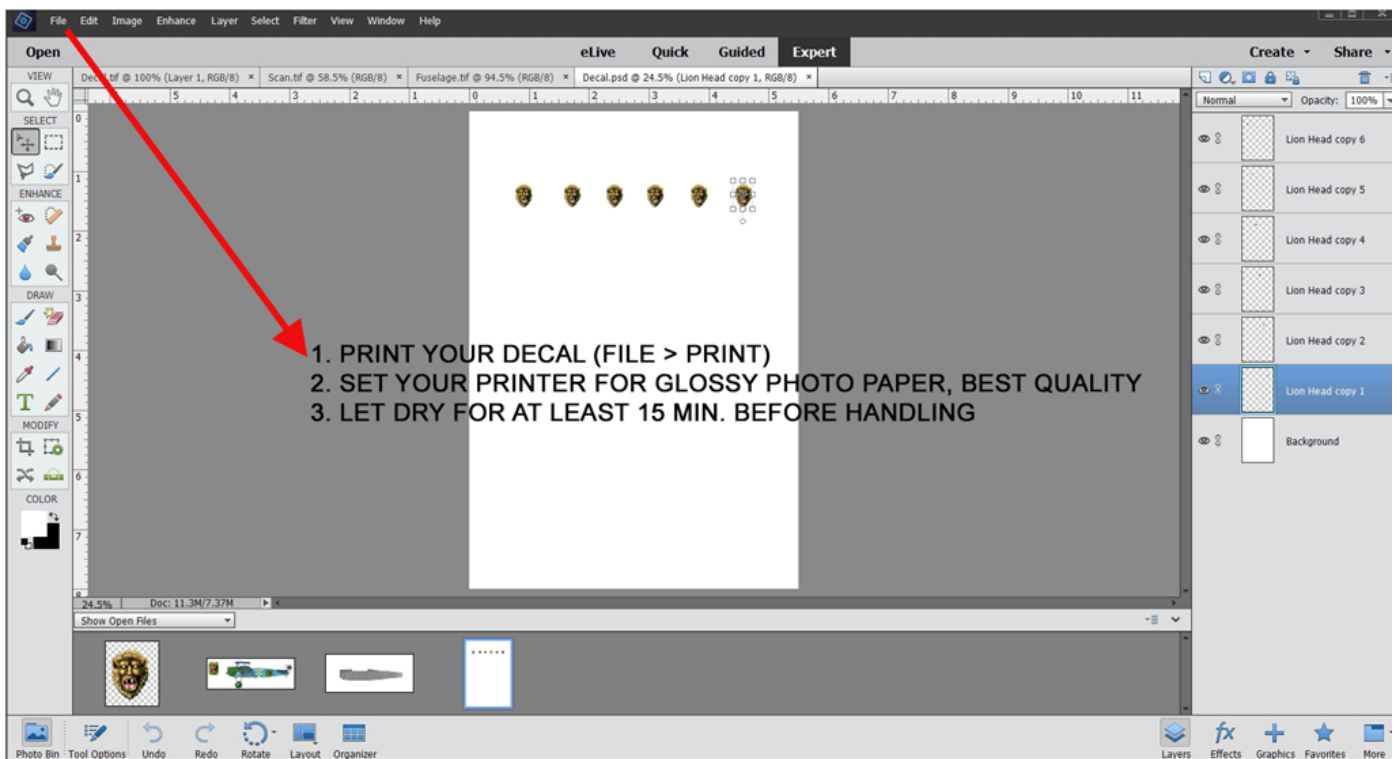
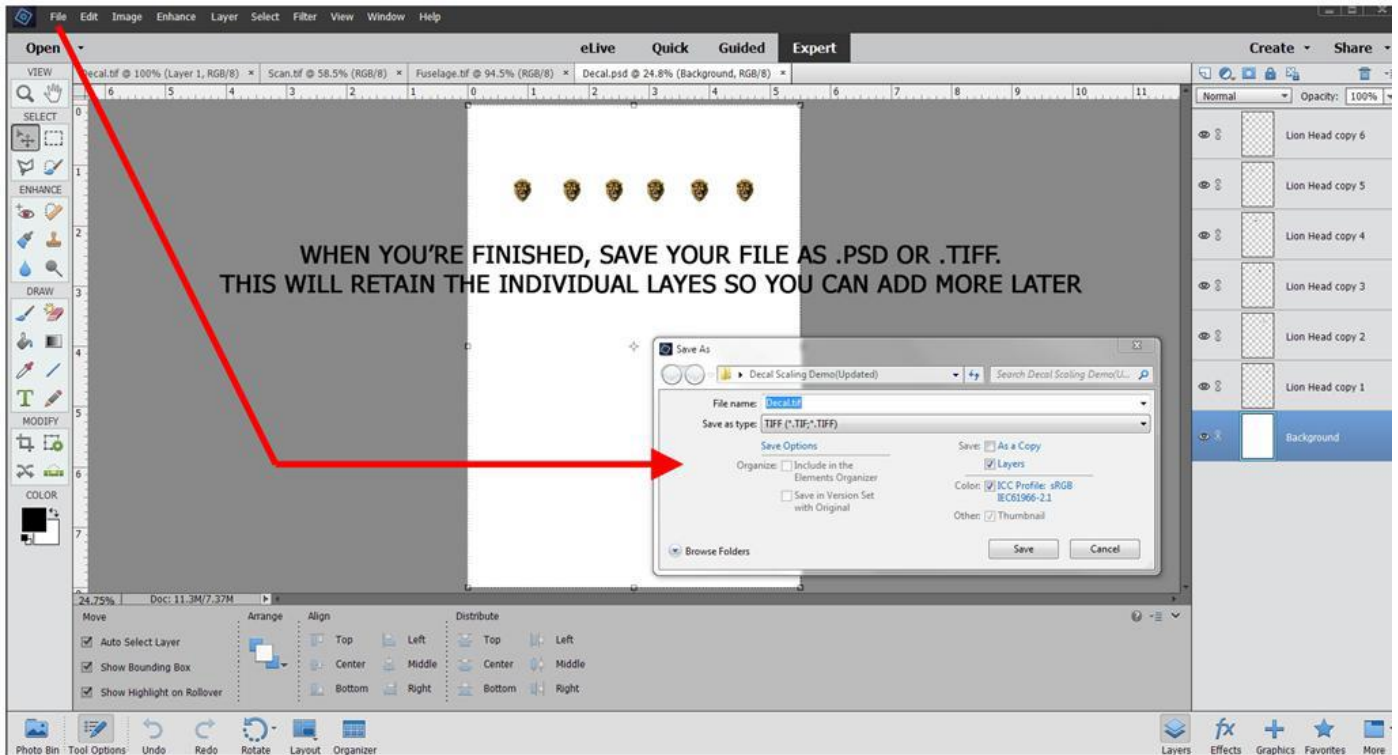












UNIFORM INSIGNIA IN 1/72



ARABIC WALL GRAFFITI IN 1/72

لعرب غزة

MARKINGS FOR 1/72 AMMUNITION CRATES



PERSONAL MARKINGS FOR 1/72 M1A2 ABRAMS TANK



1/72 SWEDISH NATIONAL POLICE BELL-47



CUSTOM MARKINGS FOR A SCRATCHBUILT UTILITY TRUCK IN 1/72



PERSONAL MARKINGS FOR 1/72 P-51D



PERSONAL MARKINGS FOR 1/72 ELCO 80' PT BOAT



HOW TO USE YOUR DECALS

- Print solid color letters & numbers on CLEAR decal paper.
- Print all other graphics on WHITE decal paper to preserve opacity over underlying colors.
- Tape the printed decals to any rigid flat surface and seal with 1 or 2 light coats of quality gloss lacquer such as Testors Decal Bonder, Tamiya TS-13 or Krylon.
- After the sealant has dried at least one hour cut out the graphic closely around the edges.
- Soak in water, slide from backing and apply like any commercial water slide decal.
- There should be no harmful reactions from most decal setting products. Use sparingly to test.
- If you printed on white decal paper you may have to touch up around the edges of the decal with the background color paint to hide the white decal carrier.

SOURCES FOR BLANK DECAL PAPER

LOCAL

HOBBYWORKS	<i>Testors</i> brand decal paper. White or Clear. 6 sheets per pack, 5½ x 8½. Approx. \$11
HOBBYTOWN USA	<i>Testors</i> brand decal paper. White or Clear. 6 sheets per pack, 5½ x 8½. Approx. \$11 <i>Experts Choice</i> brand decal paper. White or Clear. 3 sheets per pack, 8 ½ x 11. Approx. \$9
KPL SYSTEMS	(via <i>Stevens Intl.</i>) <i>Testors</i> brand decal paper. White or Clear. 6 sheets per pack, 5½ x 8½. Approx. \$11 (before Ken's discount)

ONLINE *(prices do not include shipping)*

MICROMARK	<i>Micromark</i> brand decal paper. White or Clear. 5 sheets per pack, 8 ½ x 11. Approx. \$11 www.micromark.com
FREE TIME HOBBIES	<i>Testors</i> brand decal paper. White or Clear. 6 sheets per pack, 5½ x 8½. Approx. \$10 www.freetimehobbies.com
HORIZON HOBBIES	<i>Testors</i> brand decal paper. White or Clear. 6 sheets per pack, 5½ x 8½. Approx. \$11 www.horizonhobby.com

■The Testors "Decal System" recommends their own *Decal Bonder* as a sealing medium but any quality gloss lacquer, such as Krylon or Tamiya TS-13, will work as well.

There is a good You Tube video that demonstrates how to use the Testors "Decal System"
Watch or download it at:

<https://www.youtube.com/watch?v=E04V0Arcqbs>

Meeting Photos










































Kliment Voroshilov
KV-1B
Russia 1942











[Link To New Kit Releases](#)

Cybermodeler Online

https://www.cybermodeler.com/special/kit_release_sched.shtml

Support our Vendors and Sponsors

Ed's Hobby Shop



Ed's Hobby Shop
704 Main St, Myrtle Beach, SC 29577
(843) 448-8685

Sunday Closed
Monday – Friday 10AM–6:30PM
Saturday 10AM-4PM

<http://edshobby.com/>

Hayes Hobby House



Hayes Hobby House

809 Elm Street

Fayetteville, NC 28303

(910) 485-2337

Hours:

Sunday Closed

Mon. - Fri.: 10 a.m. - 7 pm

Saturday: 10 a.m. - 6 pm

<http://www.hayeshobby.com/>



Joe's KITS Greeblies ETC.

A business by a modeler, making products for other modelers.

Each of the 3 areas, (Kits, Greeblies, ETC) is for a specific type of product. Products will not be announced until they have been tested by a select group of experienced modelers.

Kits - The initial kits will be a series based on a "what if" (alternate history) of a specific aircraft.

Greeblies - This product area will be for conversion sets and parts that increase/improve the detail level of other manufacturers kits.

ETC - This area will be for tools of various types

<https://www.joeskgetc.com/index.htm>



Tiger Werke – *“Resin Accessories for the scale modeling enthusiast”*.

AFV Bases, Figure Bases, Monuments, Stowage, European Street Sections, Fountains, Advertising Kiosks, Sunken Roads, Shrines, Jersey Barriers, German and Allied Cargo Sets, Brick and Stone Sidewalk Sections, Aircraft Bases and Auto Bases.

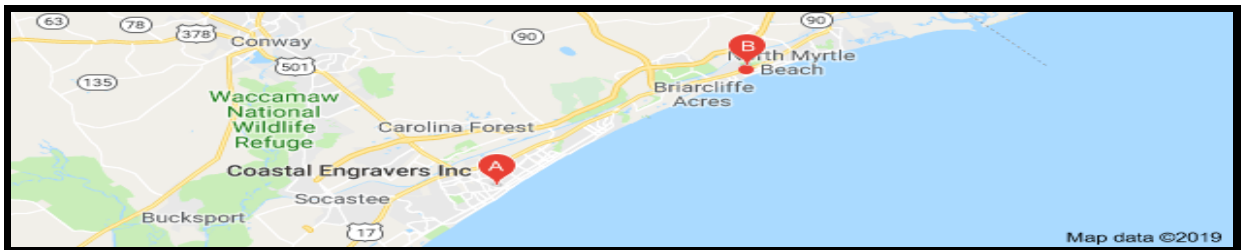
<https://www.tigerwerkeresin.com/>

COASTAL ENGRAVERS INC

Quality Awards Since 1962 • Custom Keepsakes & Ornaments
PLAQUES • TROPHIES • PLASTIC SIGNS • LASER ENGRAVING • ACRYLIC • GLASS

2205-3 HWY 17 South
North Myrtle Beach, Sc
843-272-1555
M-F 9AM-5PM
S 9AM-2PM

526 Broadway
Myrtle Beach, SC
843-448-6385
M-F 8:30AM-4:30PM



Send your articles to <mailto:grandstrandscalemodelers@sccoast.net>

If you aren't a member of IPMS/USA, now is the time to join. Complete and mail the following application or to join via online follow the link below.

http://www.ipmsusa3.org/uploads/ipms_application_form_2019.pdf



International Plastic Modelers' Society/USA Membership Application / Renewal Form

New ☐ Renewal ☐ IPMS #:

Name: _____

Address: _____

City: _____ State: _____

Zip Code: _____

Phone: _____ E-Mail: _____

Chapter Affiliation, if any: _____

Junior (17 years or younger) \$17.00 _____ Date of Birth: _____

Adult One year \$30.00 _____

Two years \$58.00 _____

Three years \$86.00 _____

Canada & Mexico \$35.00 _____

Foreign Surface \$38.00 _____

Family (1 set of Journals) _____ ← Adult fee + \$5.00 # of cards? _____

Your Signature: _____

If recommended by an IPMS member, please provide his/her:

Name: _____ IPMS #: _____

PAYMENT OPTIONS:

Cash ☐ Amount: _____

Check ☐ Check #: _____ Amount: _____

Billing Address, if different than above -

Address: _____

City: _____ State: _____

Zip Code: _____

Applications should be printed and mailed to: IPMS/USA, PO Box 1411, Riverview, FL 33568-1411

IPMS/USA is dedicated to the hobby (and fun) of Scale Modeling. It was started by Jim Sage, of Dallas, Texas, in 1964. There are now branches of IPMS all over the world. Our Local Regions and Chapters sponsor Model shows and contests every year, but you needn't be a member to visit the shows or attend the club meetings!

With IPMS/USA Membership, you will receive the outstanding **IPMS/USA Journal** six times a year - it includes features on all modeling subjects such as aircraft, armor, automotive, ships, figures - you name it! You will also find listings of IPMS contests, swap meets, hints and tips, and reviews.

Membership also qualifies you to participate in IPMS/USA sanctioned contests, and particularly in our World-famous **National Convention**, held each summer. As a member, you'll also be able to access our online Discussion Board, where a wide variety of modeling topics are discussed, and enjoy interaction with other serious modelers for help with questions about modeling techniques or the Society in general. Many Hobby Shops and Model Vendors around the USA offer discounts to IPMS/USA Members.

Payment Information: Online Payment may be made via Credit Card only.

- [Downloadable IPMS/USA Application Form](#)
- [Downloadable IPMS/USA Application Card](#)

Applications using payment via Check or Money Order should be printed and mailed to (**New Address**):

IPMS/USA
PO Box 1411
Riverview, FL 33568-1411

For any questions or problems with your membership application/renewal, please contact the IPMS/USA Officer Manager at manager@ipmsusa.org

Happy modeling,

Phil Cavender

Editor
Chapter President and Contact