

A Grand Strand Scale Modelers Publication
Since 2018
Volume 5, November 2022

2022-23 Club Officers

<i>President</i>	<i>VP / Newsletter</i>	<i>Webmaster</i>	<i>Treasurer / Secretary</i>
Rick Reinert	Steve "Chaz" Chorazewitz	Mike Fleckenstein	Phil Cavender
b2flighttest@gmail.com	schorazewitz@icloud.com	modlrffleck@yahoo.com	cavender@sccoast.net

Next Meeting is
10:00 AM - Saturday - 17 December
At
Horry County Memorial Library - Socastee
141 707 Connector, Myrtle Beach, SC 29588
[Google Maps](#)

Meeting Minutes November 19, 2022

Grand Strand Scale Modelers

The meeting was called to order at 11:00 AM with thunderous gaveling. Sixteen members in attendance. No new members.

Happy New Year!! Upcoming meetings are scheduled for **January 21, February 18, March 18.**

Rick Reinert proposed the extension of all future meetings, provided library space available, by one hour. Times would either be from 10am to 1pm or 11am to 2pm. Attendees, and officers, concurred.

Our January meeting will consist of the Great “Stash” Sale. Please bring models, and/or related items, that you would like to put up for sale. Normal Show/Tell and ongoing discussions will take place. The March meeting will be primarily focused on the **BeachCon** event a week later on March 25, 2023.

Don't forget your dish to share and White Elephant for our Christmas Party on the 17th.

BeachCon 22 / BeachCon 23 Updates

Phil Cavender has secured Tebo's Dog House to serve as a food vendor for BeachCon23 in March. Per Phil, Tebo's serves a standard bill of fare of hamburgers, hot dogs, soft drinks, chips...etc..

Tebo's Dog House



If you should see Tebo's while out and about, please feel free to patronize and thank them for their support.

You can find where Tebo's is going to be via their [Facebook](#) page.

People's Choice (Lancaster) Award

Discussions have started on the proper implementation of ensuring how votes are collected and tabulated. Mike Fleckenstein has ensured that we have the right award for the Out-of-Box winner!!



New Show & Tell Procedure, Implemented...

To note, the Show & Tell portion of the meeting was appropriately timed, and gaveled judiciously so that all participating members could detail their latest endeavors within the five minute limit. Club Officers allowed discussion to continue based on the number of entries and discussions among members. Timed discussions seemed appropriate and kept the presentations moving. Good Job Everybody!!

Modeling Questionnaire - GSSM Web Postings

Chaz suggested that we do a little introspection on the “why’s and how’s” of our Scale Modeling habit. Specifically: Why do you build..., when did you start..., how long..., and no survey would be complete without the big question....how big is YOUR stash of unbuilt kits? A survey page will be included in the next newsletter as plans are being made to showcase some of your handy work and working areas on the GSSM website!! Stay tuned!

Point of Order

Would the use of *Microscale’s Micro Krystal Klear* in lieu of kit windows, for the Airfix Lancaster out-of-box build, still be eligible for the People’s Choice award. Joe Baxter brought up the issue of using something other than the actual kit windows. According to all knowledgeable parties, there is no issue of using Krystal Klear, or other similar products, to reproduce small windows instead of using kit “glass”. More about the product in Hobby News Tool Crib.

Dues.....are Due

Quick reminder to all members of outstanding dues....we know who you are. Please see Phil C. To bring your dues up to date. Thank You!!

Treasurer’s Report as of 19 November 2022

Current Balance was reported as \$1198.43 but the group is being charged standard bank maintenance fees.

Rules for White Elephant Gift Exchange

1. If you would like to participate, bring a wrapped, modeling-related gift. This can be most anything from a kit, to supplies and tools, to reference materials. It is important that your gift is wrapped, though. You may, if you want, put a "from" tag, but the "to" will be up to fate and your club mates!
2. All of the gifts are placed together and everyone who is participating will draw a number, 1 through the total number of participants. This number will determine the order that participants will select a gift from the pile.
3. In numerical order, starting with number 1, participants will select a gift. The gift MAY be selected from either - a. The pile of wrapped gifts... OR - b. An unwrapped gift was already selected by one of the other participants. (In the competitive vernacular of some of your club mates, option "b" is called a "STEAL"!)
4. If another participant selects the unwrapped gift that YOU already have (i.e. they "steal" your gift), you MAY select again from the wrapped gifts OR "steal" another unwrapped gift from someone else! If you "steal" a gift, that loser MAY also exercise either option, select a wrapped gift or "steal."

Note that any gift may only be "stolen" once per round. So, if the prize you have your eye on has already been stolen once that round, it is "safe" with the current holder until the next round. If not, though...Don't be shy... "Steal" it!

5. This process continues until someone finally selects the next wrapped gift from the pile, which is unwrapped for all to see.
6. After the next wrapped gift is selected and unwrapped, the next participant in numerical order gets his or her chance following rule 3 above, to either select another wrapped gift or "steal" an unwrapped gift.
7. The cycle of selecting, stealing, and unwrapping continues until everyone has had their turn.

But wait! It's not over yet...

8. Since number 1 only gets to select from the pile of wrapped gifts, the last round goes back to him or her. Number 1 can either stand pat or "steal." If he or she stands pat, then then the game is over.


However, if he or she "steals," number 1's old gift goes back on the table, and the loser gets to either select number 1's old gift or "steal" it from someone else. Remember, any one gift can only be stolen once per round, so the final round continues until someone selects number 1's old gift, or every other gift has been stolen once leaving the final loser only one option, number 1's old gift on the table.

Sounds complicated, I know, but it is not, and there is a lot of scheming and strategizing to try to manipulate the stealing (for all the good it does!), and bragging rights often go to the person who brought the most desirable gift (i.e., the gift that was "stolen" the most). It really is a fun time.

Hobby News

New Releases

Some tasty morsels for those hungry ones.....



London Black Cab

ロンドンタクシー



ザ★モテルカー 68

WW II MILITARY MINIATURES SERIES
GERMAN INFANTRY AT REST



35266



THIS IS NOT A TOY
UNASSEMBLED PLASTIC MODEL KIT
BOX CONTAINS MODELS OF FOUR FIGURES

1:35



**ZSU-23-4V1 «SHILKA»
MOD.1970**

Scale
1/72



Only
500 pcs

AvS
Собираем историю в Model Kit
Машина | Серия 1933
BX 48002

...and even one for Rick....in the right scale!!

The Tool Crib



[Model Paint 42](#) : iPhone application from Apple App Store : \$1.99

A database of over 9500 paints from 29 manufacturers designed for modelers and artists. You can turn each manufacturer and range (e.g. Humbrol enamel) on or off at anytime so that you see only the lists you want. You can save your own views so that you can set the lists you want to see and the order you want to see...



[VMS Paper Shaper \(and Paper\)](#)

With paper shaper you will be able to create all kinds of accessories for your vehicle using plain paper! Created objects can be separated from the model for easy painting and the liquid doesn't stain the model as much as generic paper media!



[Microscale's Micro Krystal Klear](#)

Micro Krystal Klear can do so many things that can make a big difference in the appearance of your models. First, Micro Krystal Klear is a liquid that can be used to form very real looking small windows up to about 1/4 in size. It is also an adhesive for mounting clear plastic parts, windows, etc. on models.

Kit Review

No reviews, but Chaz & Mike brought in some new and re-boxed kits.



Show and Tell

Telford Report


Mr. Fleckenstein regaled us with his take-aways from Telford and the state of modeling, the English way..... Unlike US Nationals, Telford is more about the attending SIGs (Special Interest Groups) that are scattered throughout the United Kingdom. Though a large competition occurs, it is a chance to meet members of the SIGs and review their work. Awards are placed prior to the opening so there is no question as to who won an award. In Mike's eyes, the realism/reality of the art exceeds what is seen in here, in the US. Though the craft is strong the up and comers (youth) are about the same in numbers. An experience of quality and friendship all around.

Member's Projects

Phil C, brought in his latest work in progress....with all the trimmings.



You can almost hear the engine firing up!! Nice job....bolts and all!!! Should be a show stopper!



Herb was next up with a quick brief on dealing with rivet counters at contests. He brought in one of his dioramas in which there were discussions about the seam that is in the muzzle/flash hider. Herb says some look hard to find faults so learn to work around the issue including the possibility of hiding them with tarps or other means.



Continuing around the room, Jason (aka Irish Sean) brought two examples of his latest work. Both in 35th scale are the Amusing Hobby Panzerkampfwagen VII - Löwe (left) and Dragon's Pz.Kpfw. III Ausf. M/N (right). Both appear to be ready for battle!!





Next on the ramp were Dayne's Kittyhawk Mig-31 (in Iraqi markings) and Hasegawa F-2. Though nicely done, Dayne had few favorable remarks towards the Mig. Several issues both structural and otherwise were encountered. Can't wait to see the F-2 when finished. Both in 48th scale.

Mr Baxter was next with his 1/35 Master Box "No Soldier left behind - MWD Down". Nice work so far!



It was Lou's turn to talk about the red primer and green plastic of his Camaro. Lots of work on those old AMT kits. Lots of work!

At least the hood laid in without too much effort.
I think he primed it to hide all the bondo.....



From the skies of "what could have been" to the shores of Tripoli. Mike had his Special Hobby 72nd Bugatti 100 Racer. We won't tell you much more about that one as Mike is reviewing the

kit in an upcoming publication but once he found the appropriate scooter, his "technical" diorama started to build itself in the one true scale of 72. Don't call the number on the wall over the garage door. Someone may actually answer. The AC, scooter, and AA gun make it!! Nice work!




Back to us mere mortals....

Chaz brought in a couple of older kits he had done when restarting into the hobby about 4 years ago to prove to Rick that he does armor. Both Tamiya and 35th scale, the Panzer II C and 10 Hp British Light Utility Car (Tilly). The Panzer was his first foray into armor, the Tilly is depicted from Malta and is complete with the Maltese placard and hand painted stone scheme.



Mr Reinert rounded out the show with two breathtaking quarter scale birds. First Up, his Wingnut Wings Albatross DVa complete with tricky landing gear.....followed by an FW 190F-8 constructed from Eduard *overtrees*, resin cockpit, and Dragon decals. Rick related that the resin cockpit was about the same as the original kit parts but he was happy with the result from both kits.



The Lighter Side



July 2023 Group Build*

We have decided that this will be the planned Group Build for the month of July 2023. Should give you plenty of time to work on your figure skills. So break out your hairy stick and get stroking!! She's also available in 35th scale...for your little guys. Would make a great addition to your Russia/Ukraine conflict. One things for sure.....she's ALL woman.....as far as the box art depicts.....

The award will go to the best tattoo and placement of same! Good Luck!!

(Ok, I'm kidding, but the kit DOES exist! Guess I should've put it in the **New Releases section)*

1/24 AMBER

1/24 Natural Pinup Series

KFS Miniatures | No. NP24-001 | 1:24

Amber

1/24 Natural Pin-Up Series

KFS

miniatures
NP24-001



KFS-miniatures.com

May Y'All Have a Very Merry Christmas...



...and a Joyous New Year!!

Chattanooga ModelCon 2023

Modelcon 23 is coming! Same room, different days and this year we are back to the World of Wheels dates!

The Event Coordinator can be reached at bgibby1964@outlook.com

The Vending Coordinator can be reached at jeffmattheissfamily@gmail.com

When

Friday January 6th and Saturday January 7th 2023 (hours, Fri 2pm-6pm.; Sat 9am-4pm.)

Where

Chattanooga Convention Center, Ballroom E-J

Cost

General admission \$7 for both days.

\$15 for both days (\$2 discount for IPMS/AMPS members) for 3 models, \$1 per additional models, (anyone bringing a LOT of models or very large models is encouraged to let us know in advance at bgibby1964@outlook.com)

Juniors (under 16yo) are FREE!

Vendor tables

\$30 each (8' tables) until Dec. 1 then \$35 . For table reservations, contact Jeff Mattheiss at jeffmattheissfamily@gmail.com.

Judging Format

Gold-Silver-Bronze for most, NNL for Automotive

Display format

Models grouped by type

Hotel

Rooms at the Marriott will be offered at a discount rate for Modelcon 23 guests. Tell them you are with the Murphy 3 Group when reserving to get the discount. Cutoff date for reservations is Dec 6 2022.



JAXCON 2023

Jaxcon 2023 has been scheduled for Friday night Feb. 10th and all day Saturday Feb. 11th, 2023. That's right! JAXCON 2023 will once more be a TWO DAY show! This year's Friday night festivities proved very popular so we'll be looking to repeat the good times had by all with (possibly) more Friday night raffle prizes to win and more pizza to munch on!

Jaxcon 2023 will again be held at our new home, the North Jacksonville Baptist Church Fellowship Hall near the Jax Zoo. Those of you who've been attending know what a GREAT venue this is, with plenty of free parking, easy access off of I-95, plenty of light, and lots of room for the vendors and the contest. We'll also be looking to have a couple of food trucks again so you won't have to go far for food!

In any case, mark your calendars for Feb. 10/11th, 2023 for JAXCON 2023! More info will follow this fall as details develop!



Jaxcon 2023

North Jacksonville Baptist Church
8531 N Main Street
Jacksonville, FL 32218

GRAND STRAND SCALE MODELERS
and
COASTAL CAROLINA SCALE MODELERS

Present

BeachCon 2023

Saturday, March 25, 2023 9:00 AM - 4:00 PM

**General Robert H. Reed Recreation Center
800 Gabreski Lane, Myrtle Beach, SC**

Contestants

\$10.00

*Unlimited number
of models*

Model Contest

Over 50 Categories

Award

Sponsorships

\$40.00

Non-Contestants

\$5.00 Single Adult

(18 and older)

\$8.00 Family

Special Theme Award

Best of the Beach

Please refer to Contest Rules on Website for definition

Vendor Tables

6' Table - \$30.00

8' Table - \$40.00

Juniors

(17 & under)

and

Active Duty Military

(with ID)

FREE!

On Site

Food

Concession!

Raffle

Phil Cavender
182 Quail Hollow Rd.
Myrtle Beach, South Carolina 29579


cavenderpw@gmail.com
843-2360259

**For
Information
Contact**

Rick Reinert
160 Windham Rd.
Pawleys Island, SC 219585

b2flighttest@gmail.com
843-6302346

www.grandstrandscalemodelers.org/



*Flyer Design by
Mike Fleckenstein*

Websites

For kits and supplies:

<https://spruebrothers.com>

<https://www.kitlinx.com>

<https://www.hlj.com>

<https://www.eduard.com>

<https://spraygunner.com>

Modeling Reviews, Forums, and How To's:

<https://ipmsusa.org>

<https://hyperscale.com>

<https://largescaleplanes.com>

<https://doogsmodels.com>

<http://umm-usa.com>

<https://forum.ww1aircraftmodels.com/index.php>

<https://www.themodellingnews.com>

<http://www.zone-five.net>

<http://www.plasticmodelsworld.com>

<https://www.cultvmanshop.com>

<https://www.scalemates.com>

Podcasts (download via iTunes, Spotify or your favorite podcast source)

Scale Model Podcast

On the Bench

Plastic Posse Podcast

ModelGeeks Podcast

Plastic Model Mojo

Sprue Cutters Union

Just Making Conversation